

Scaled data based on original data using
LM-79-2019 Approved Method: Electrical and Photometric Measurements of Solid-
State Lighting Products

Test Report Prepared for
Cooper Lighting Solutions

Brand: STREETWORKS

Report Number: P386187

Luminaire Tested: GAW-SA1D-750-U-RW

Issue Date: 3/3/2020

Test Information

Test Method: LM-79-2019
Report Number: P386187
TEST IS SCALED FROM IESNA LM-79-08 TEST DATA (G2-1903-205-7)
Test Lab: INNOVATION CENTER
Issue Date: 3/3/2020
Manufacturer: COOPER LIGHTING SOLUTIONS
Product Line: STREETWORKS
Catalog Number: GAW-SA1D-750-U-RW
Description: GALLEON WALL LUMINAIRE
(1) 70 CRI, 5000K, 1200mA LIGHTSQUARE WITH 16 LEDS AND RECTANGULAR WIDE OPTICS
Light Source: -
Ballast/Driver: ELECTRONIC DRIVER

Summary

Lumens per Lamp: N/A
Luminaire Lumens: 8471 lumens
Efficiency: N/A
Efficacy: 126.4 lumens/watt
Luminous Opening: Rectangular (W 0.5' x L: 0.5' x H: 0')
IES Classification: Type III - Short
BUG Rating: B3 - U0 - G3

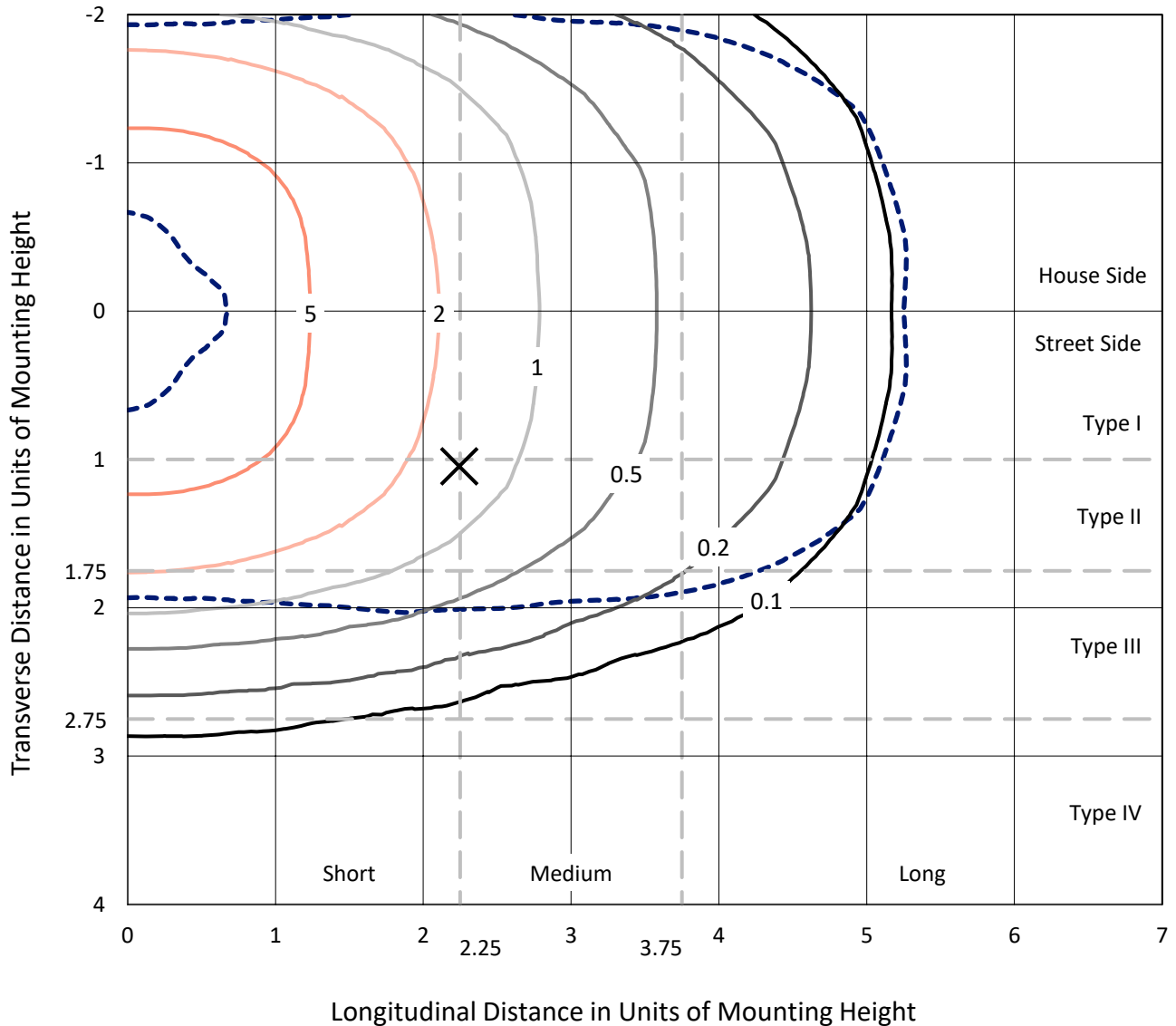
Input Watts (W): 67
Input Voltage (V): NR
Input Current (Ain): NR
Voltage Rise (V): NR
Power Factor: NR
Total Harmonic Distortion (THDi): NR
Frequency (hertz): 60
Stabilization Time: NR
Operation Time: NR
Ambient Temperature (°C): NR
Test Distance: 28.75 FT



REPORT NUMBER: P386187
 CATALOG NUMBER: GAW-SA1D-750-U-RW

Iso-Footcandle Lines of Horizontal Illumination

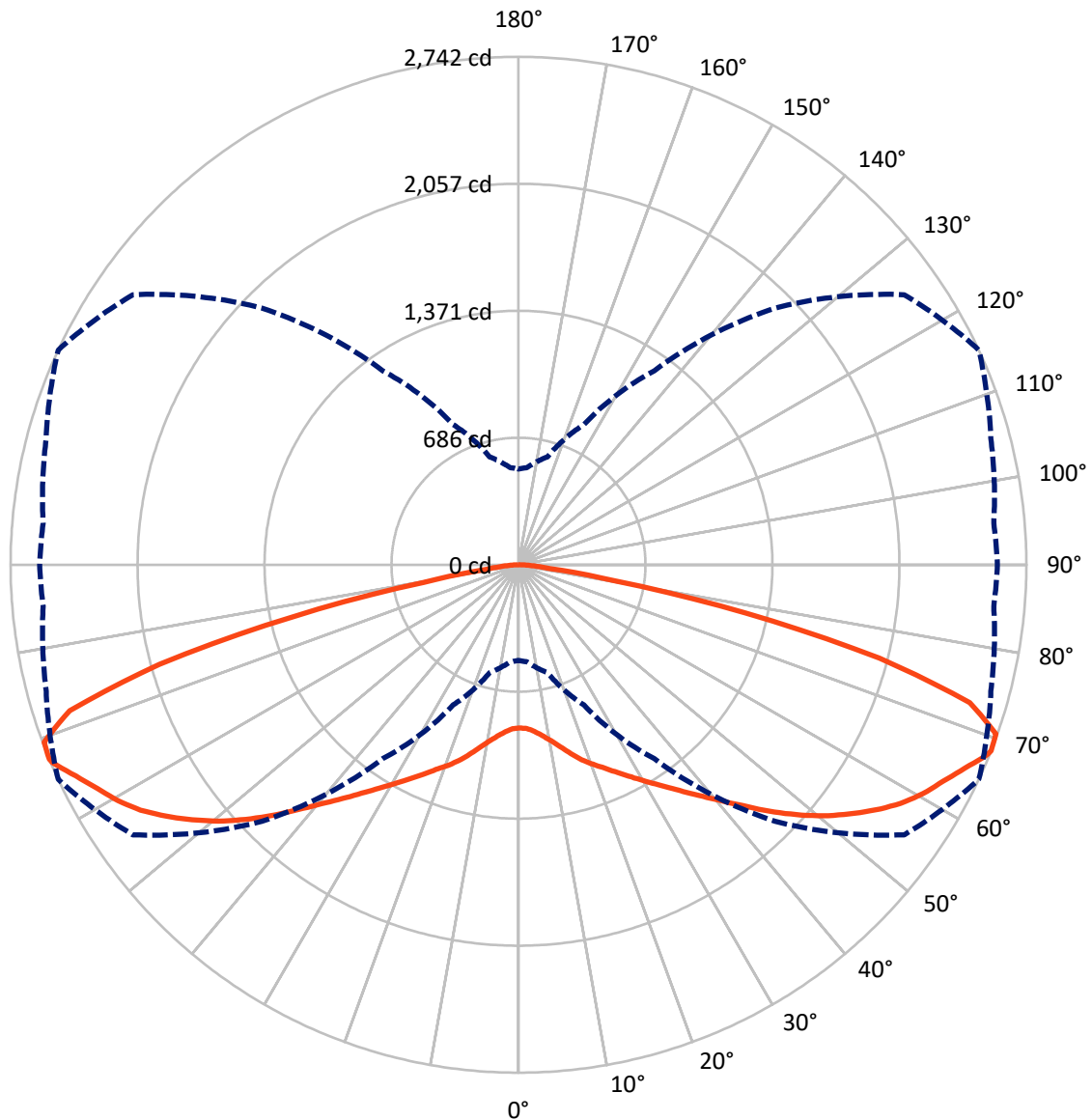
× Max cd
 - - - 1/2 Max cd



Based on 10 foot mounting height. Maximum calculated value = 10 fc
 Type III - Short - N/A

REPORT NUMBER: P386187
CATALOG NUMBER: GAW-SA1D-750-U-RW

Luminous Intensity Polar Plot



— Vertical Plane Through 65-Deg Lateral - - - Horizontal Cone Through 68-Deg Vertical

REPORT NUMBER: P386187
 CATALOG NUMBER: GAW-SA1D-750-U-RW

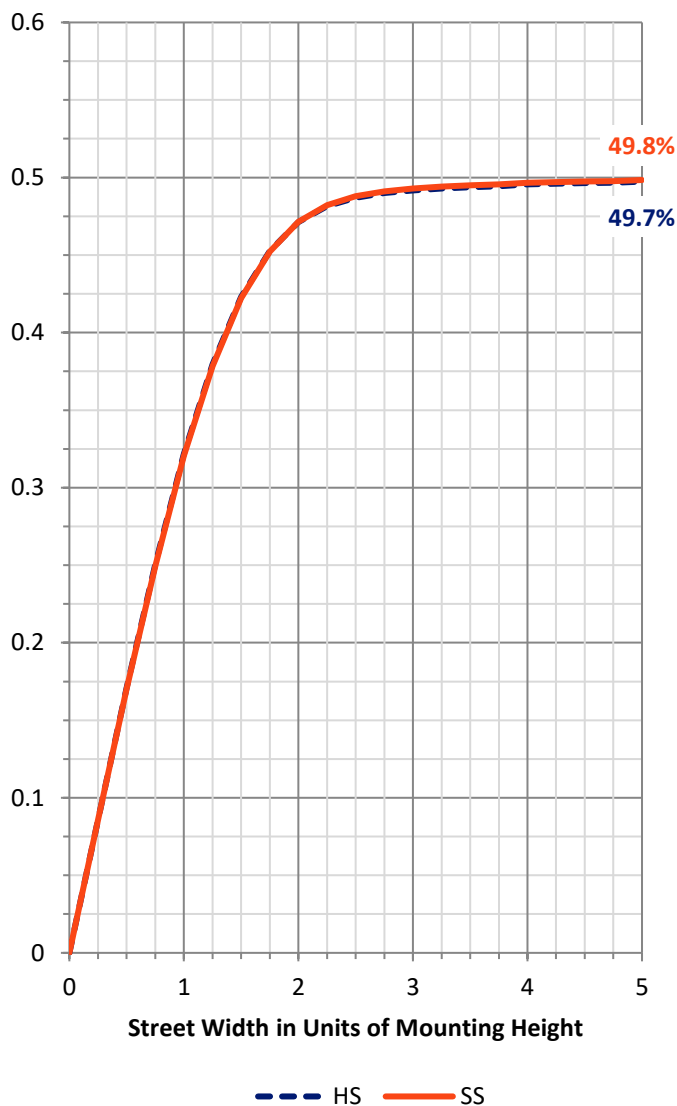
FLUX DISTRIBUTION:

		Downward	Upward	Total
House Side	Lumens	4235.5	0.0	4235.5
	% Fixture	50.0	0.0	50.0
Street Side	Lumens	4235.5	0.0	4235.5
	% Fixture	50.0	0.0	50.0
Total	Lumens	8471.0	0.0	8471.0
	% Fixture	100.0	0.0	100.0

ZONAL LUMENS:

Zone	Lumens	% Fixture
0°-10°	86.2	1.0
10°-20°	288.8	3.4
20°-30°	563.0	6.6
30°-40°	945.8	11.2
40°-50°	1490.2	17.6
50°-60°	1992.9	23.5
60°-70°	1937.4	22.9
70°-80°	1059.1	12.5
80°-90°	107.7	1.3
90°-100°	0.0	0.0
100°-110°	0.0	0.0
110°-120°	0.0	0.0
120°-130°	0.0	0.0
130°-140°	0.0	0.0
140°-150°	0.0	0.0
150°-160°	0.0	0.0
160°-170°	0.0	0.0
170°-180°	0.0	0.0
0°-90°	8471.0	100.0
0°-180°	8471.0	100.0

Coefficient of Utilization



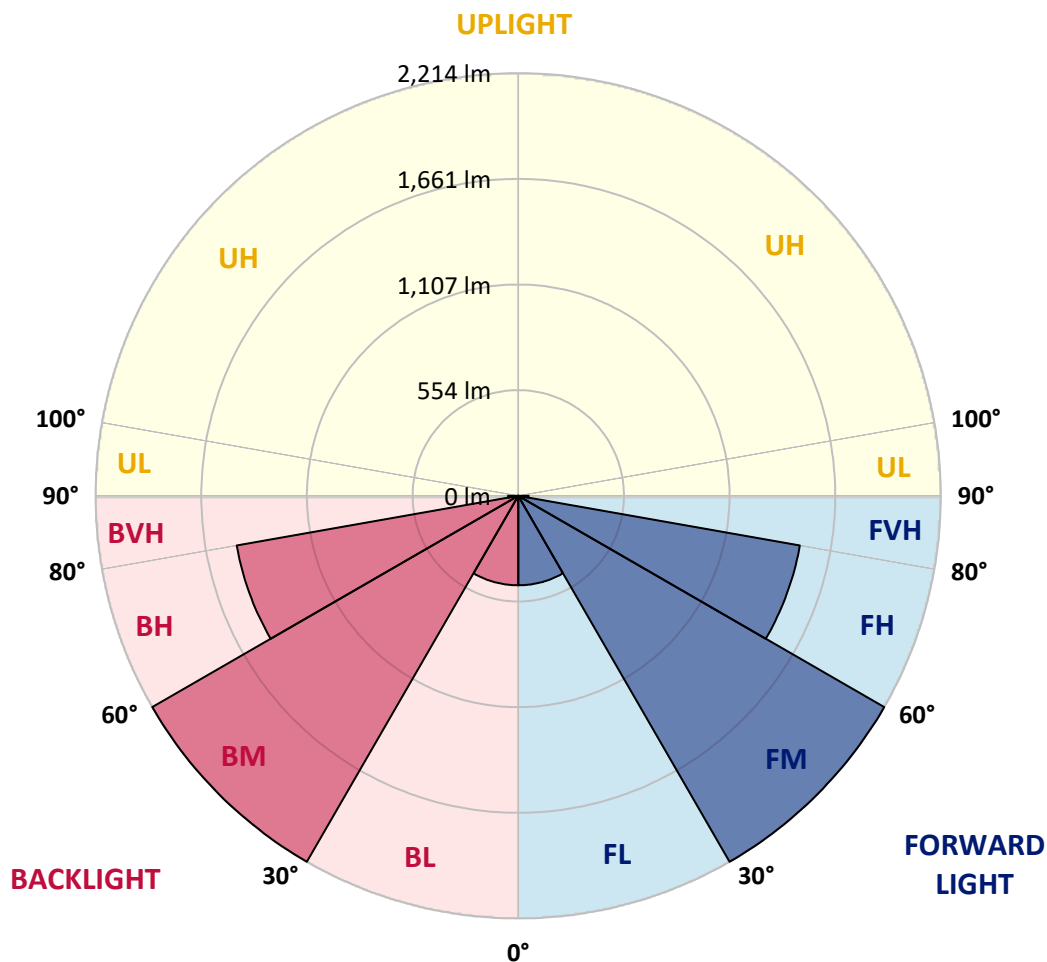
REPORT NUMBER: P386187
 CATALOG NUMBER: GAW-SA1D-750-U-RW

LUMINAIRE CLASSIFICATION SYSTEM LUMEN TABLE AND BUG RATING:

Zone	Lumens	% Fixture	Zone Rating/Lumen Limit		
			B	U	G
FL (0°-30°)	469.0	5.5			
FM (30°-60°)	2214.5	26.1			
FH (60°-80°)	1498.2	17.7			G1/1800
FVH (80°-90°)	53.9	0.6			G1/100
BL (0°-30°)	469.0	5.5	B1/500		
BM (30°-60°)	2214.5	26.1	B2/2500		
BH (60°-80°)	1498.2	17.7	B3/2500		G3/2500
BVH (80°-90°)	53.9	0.6			G1/100
UL (90°-100°)	0.0	0.0		U0/0	
UH (100°-180°)	0.0	0.0		U0/0	

BUG Rating: B3-U0-G3

Type III Short





REPORT NUMBER: P386187
 CATALOG NUMBER: GAW-SA1D-750-U-RW

CANDELA DISTRIBUTION (FULL):

	0°	5°	15°	25°	35°	45°	55°	65°	75°	85°	90°
0°	880.8	880.8	880.8	880.8	880.8	880.8	880.8	880.8	880.8	880.8	880.8
2.5°	874.5	874.8	876.2	877.9	879.4	883.1	883.9	885.3	885.9	887.3	887.3
5°	866.9	867.4	870.8	875.4	880.5	889.6	896.1	903.5	907.2	911.2	910.9
7.5°	866.0	867.4	872.3	879.6	888.2	903.2	916.9	931.6	941.6	950.7	950.1
10°	874.8	877.1	883.9	895.0	907.8	926.5	946.7	966.6	983.9	997.8	998.4
12.5°	888.2	891.0	901.8	918.6	937.9	962.0	985.9	1008.3	1032.2	1052.9	1054.6
15°	905.8	909.5	925.7	950.7	980.2	1008.9	1034.4	1057.5	1085.0	1113.7	1116.5
17.5°	931.9	937.0	958.3	992.1	1031.0	1062.6	1089.3	1106.6	1129.6	1159.1	1164.5
20°	971.7	978.2	1005.2	1045.5	1093.0	1125.9	1146.4	1150.0	1161.4	1187.8	1194.1
22.5°	1023.4	1029.0	1059.2	1107.2	1160.3	1196.1	1206.9	1192.1	1190.9	1212.3	1218.2
25°	1081.0	1086.1	1121.1	1175.0	1232.1	1271.6	1271.3	1242.6	1222.8	1239.2	1245.5
27.5°	1145.8	1153.7	1187.3	1244.1	1305.1	1344.0	1341.8	1297.5	1259.7	1263.9	1269.3
30°	1220.2	1229.0	1261.7	1319.3	1380.4	1418.5	1415.6	1357.1	1300.3	1288.9	1292.9
32.5°	1312.5	1323.0	1354.0	1410.8	1464.8	1499.1	1490.9	1421.9	1349.2	1324.4	1328.1
35°	1423.6	1429.8	1462.5	1518.4	1562.2	1585.8	1568.4	1496.9	1411.1	1381.2	1381.2
37.5°	1536.0	1540.9	1577.5	1631.8	1674.1	1686.6	1652.8	1578.9	1492.0	1449.7	1450.6
40°	1644.0	1657.0	1698.2	1753.9	1795.7	1799.1	1754.2	1672.7	1582.1	1538.3	1543.4
42.5°	1756.7	1769.5	1818.7	1881.7	1918.6	1924.3	1871.8	1777.8	1683.7	1648.2	1653.9
45°	1857.3	1867.5	1924.3	1997.6	2043.6	2058.4	1996.2	1898.2	1793.7	1759.0	1760.4
47.5°	1927.4	1940.8	2003.3	2089.6	2156.7	2179.4	2118.3	2015.5	1901.9	1859.8	1863.5
50°	1991.1	1998.2	2061.5	2155.8	2241.0	2287.9	2235.6	2131.4	2011.2	1966.6	1970.6
52.5°	2026.6	2035.7	2097.0	2195.3	2296.1	2371.7	2339.9	2235.6	2116.9	2073.4	2078.3
55°	2001.9	2008.7	2082.2	2204.1	2330.2	2423.4	2428.2	2337.6	2220.6	2182.5	2196.1
57.5°	1889.4	1897.9	1987.7	2147.3	2334.5	2458.3	2494.7	2432.2	2317.4	2286.5	2294.4
60°	1713.6	1719.0	1814.7	1994.2	2251.5	2472.8	2537.0	2509.4	2412.3	2381.3	2392.1
62.5°	1400.3	1408.2	1522.7	1763.3	2076.3	2429.9	2577.9	2573.3	2500.6	2472.2	2481.9
65°	957.2	971.1	1097.8	1402.0	1806.2	2298.7	2615.1	2647.8	2578.7	2542.9	2555.7
67.5°	578.0	588.2	680.0	925.7	1382.1	2034.0	2576.7	2732.4	2633.8	2576.2	2586.7
68°	516.7	526.0	602.7	835.3	1278.4	1959.3	2541.8	2742.0	2639.8	2575.6	2585.0
70°	312.2	318.4	369.8	516.4	852.4	1554.2	2303.5	2734.1	2677.9	2583.6	2589.0
72.5°	203.4	205.4	213.9	265.0	435.4	869.1	1728.9	2547.8	2734.9	2629.9	2629.0
75°	169.0	167.9	168.7	174.7	214.7	381.2	1010.3	2012.7	2607.1	2556.9	2539.0
77.5°	142.9	142.0	141.7	142.0	143.7	184.1	438.5	1253.7	1995.0	2261.8	2277.7
80°	115.6	114.5	118.2	116.5	111.3	114.5	183.8	521.5	940.4	1011.7	948.1
82.5°	84.1	79.8	95.7	91.2	86.9	80.7	101.4	168.4	224.4	153.9	108.2
85°	64.8	60.2	72.7	69.9	59.6	41.2	60.2	82.4	90.9	52.0	40.9
87.5°	26.4	27.8	52.5	41.5	34.9	19.9	24.7	32.9	44.3	22.2	17.0
90°	0.0	0.0	0.0	0.0	0.0	0.0	0.0	0.0	0.0	0.0	0.0

(END OF REPORT)